

Technical Data Sheet



The United States of America:
Peter Kwasny Inc.
62-64 Enter Lane,
Islandia, NY 11749

Distributed in

Canada by
Peter Kwasny Spraypaint Canada Inc.
2275 Lakeshore Blvd. West, Suite 530
Toronto, ON. M8V 3Y3

Toll free North America
Phone: 1-844-426-6330 / Fax: 1-866-226-6434
order@kwasny.us / service@kwasny.us
www.spraymax.com

SprayMax®
1K Trim Paint Black High Gloss
320 g NET WT. 11.3 oz
Art. Nr. 3680101



Product

Description / Purpose

For high-quality topcoat paint jobs and spot repairs on cars, motorcycles and other applications.

Properties

- Easy to use
- High yield
- Excellent coverage thanks to high solid content
- Dries quickly
- Very good flow
- High gloss
- Very good polish ability

Material base

Nitro combination resin

Colour

High Gloss Black

Gloss level

gloss
80 gloss units at 60° measuring angle

Solid content

approx. 16 % by weight relating to the diluted paint

EPA Coating Category

NFP Non Flat Paint
PWR Limit 1.40

**CARB Aerosol Rule Coating Category
(01/2017)**

NFC Non Flat Coating
PWR Limit 0.95

Substrate

Metals (cleaned and sanded).

In the event of high requirements in terms of mechanical stress and corrosion protection and, in particular, critical surfaces such as aluminum or zinc, surfaces should be pretreated with a suitable primer.

Aluminum (cleaned and sanded).

In the event of high requirements in terms of mechanical stress and corrosion protection and, in particular, critical surfaces such as aluminum or zinc, surfaces should be pretreated with a suitable primer.

Various Plastics (cleaned and sanded)

Check compatibility and adhesion first on an unobtrusive area. If necessary prime with a suitable Plastic Adhesion Promotor.

Not suitable for Substrates of Polyvinyl Chloride (PVC), Polystyrene (PS), Polyethylene (PE), Polypropylene (PP) and Blends thereof (E.g. PP/EPDM)

Wood (cleaned and sanded)

Glass, Ceramics (cleaned)

The damaged area must be dry and free of grease and dust and all rust needs to be removed.

Processing

Protection measures

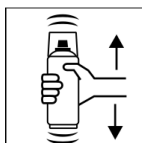


Wear personal protection equipment.

(respiratory mask/gloves/goggles)

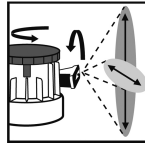
For more information, see safety data sheet.

Shake




Shake can thoroughly for at least 2 minutes from when the mixing balls are heard.

Adjustable Nozzle



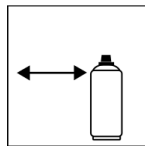
Set the variable spray nozzle to the size and pattern of the damage.

Spray to test




After shaking the can, test spray and check compatibility with the surface and the colour.

Spraying distance



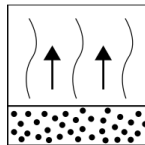
6 - 8 inches / 15 - 20 cm

Spray passes



Dry film thickness 1.2 - 1.8 mil (30 - 45 μm)
(approx. 2 - 3 spray coats)

Flash-off time



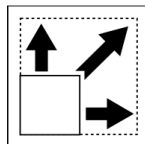
Flash time: approx. 5 - 10 min between 2 spray coats
Flash-off time between coats: 1 - 5 min.

Processing conditions



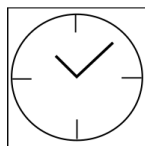
Optimum application at 64° F - 77° F (18° C - 25° C)
and a relative humidity from 40 - 50 %.

Coverage



approx. 5.4 sq ft (0.5 m²) / aerosol at approx.
1.2 - 1.6 mil (30 - 40 μm) dry film thickness

Drying



dust dry: 15 min
dry to touch: approx. 40 min
Ready for polishing: approx. 6 hours

The stated values refer to the above mentioned processing conditions. The level of dryness is determined pursuant to DIN 53150.

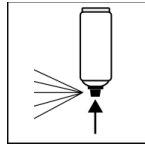


IR drying possible,
Respect technical manual

Continue

Can be polished with conventional polishes after 6 h. and with itself at any time. Can be topcoated with all conventional 1K and 2K clearcoats.

Finish



After painting, turn the can upside down and spray the valve until empty.

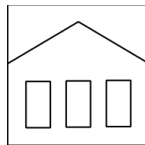
Additional Information

Important Information

Do not apply to any safety-relevant plastic parts, e.g. helmets.

Do not apply to surfaces coated with synthetic resin paints as this could lift and cause ripples in the paintwork underneath.

Shelf Life



60 months

The usage period refers to an unused can that is stored correctly at a temperature of 60° F - 77° F / 15 - 25° C and a relative humidity below 60%. The can must be stored and transported in an upright position in a dry place where it is protected against chemical and mechanical influences. The safety information on the can and all statutory provisions applicable for the storage site must be observed.

Disposal



The completely emptied spray cans must be disposed of in the recycling system. Cans with hardened material must be disposed of as special waste.

Note

For professional use only.

Identification, see safety data sheet.

The contents in this technical data sheet were created with great care and reflect our current state of knowledge. They provide the user with application-specific information and do not promise certain properties. The information is non-binding and we accept no liability for its integrity, accuracy and completeness. They do not relieve the user of their duty to check the suitability of our product for the intended purpose. The warnings printed on our labels must be respected. Our brands and patents are protected by copyright. All rights reserved. We reserve the right to update, amend or supplement the content of the information without prior notice.