

The United States of America:
Peter Kwasny Inc.
400 Oser Ave. Suite 1650,
Hauppauge, NY 11788

Distributed in

Canada by
Peter Kwasny Spraypaint Canada Inc.
2275 Lakeshore Blvd. West, Suite 530
Toronto, ON. M8V 3Y3

Toll free North America
Phone: 1-844-426-6330 / Fax: 1-866-226-6434
order@kwasny.us / service@kwasny.us
www.spraymax.com

SprayMax®
2K Polyester Filler Light Gray
243 g NET WT. 8.6 oz
Art. Nr. 3684026



Product

Description / Purpose

The 2K Polyester Filler is a peroxide activated filler in an aerosol can for a very fast repair of rough surface structures. (e.g. Hail- Dents, rough metal structures, deep sanding marks, orange peel structures, pin holes; others). Ready for use - no manual mixing of Polyester Filler with peroxide needed. Perfectly suitable for leveling surfaces!

Properties

- Very long potlife compared to conventional sprayable polyester
- Filler (2 - 6 h depending on surrounding temperatures)
- Film build 8 - 28 mil is possible
- Fast drying 1,5 h at room temperature / IR 30min.
- Easy to sand (very hard surface)
- Needs to be primed before coating

Material base

Unsaturated polyester resins

Colour

Activator: Peroxide

Light Gray

Solid content

approx. 55 % by weight relating to the diluted paint

EPA Coating Category

ABP Auto Body Primer
PWR Limit 1.55

**CARB Aerosol Rule Coating Category
(01/2017)**

TCC Two Component Coating
PWR Limit 1.20

Substrate

Steel (cleaned and sanded)
Primed galvanised steel (hot-galvanised, strip galvanised and electro-galvanised cleaned and sanded)
Primed aluminium / soft aluminum (cleaned and sanded)
FRP materials (cleaned and sanded)
Polyester surfaces (cleaned and sanded)
Old paint and factory paint (cleaned and sanded)

The damaged area must be dry and free of grease and dust and all rust needs to be removed.

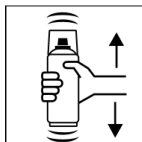
Processing

Protection measures



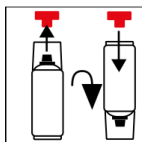
Wear personal protection equipment.
(respiratory mask/gloves/goggles)
For more information, see safety data sheet.

Shake



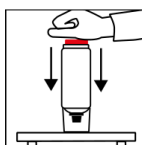
Before activating, shake can thoroughly for 2 minutes again from when the mixing balls are heard.

Place red button



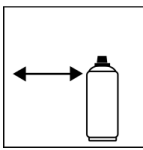
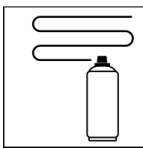
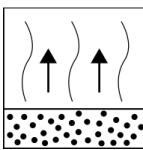

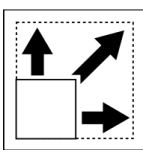
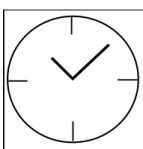



Remove the red button from the cap. Turn the can by 180° and fit the button onto the pin.

Press red button

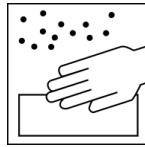


Turn the can upside down and place on a firm surface. Press the red button with the palm of your hand until it clicks into place.

Shake		After activating, shake can again thoroughly for 2 minutes, again from when the mixing balls are heard.
Spray to test		After shaking the can, test spray and check compatibility with the surface and the colour.
Spraying distance		approx. 9 inches / 25 cm
Spray passes		Dry film thickness 8 - 18 mil (200 - 450 µm) (approx. 2 - 5 spray coats)
Flash-off time		Flash time: approx. 5 min between each spray coat.
Processing conditions		Optimum application at 64°F - 77°F (18°C - 25°C) and a relative humidity from 40 - 50 %.
Coverage		approx. 2.7 sq ft (0.25 m ²)/ aerosol at approx. 7.9 (200 µm) dry film thickness
Drying		TG1 dust dry: 15 min Ready for sanding: 2 - 4 h based on layer thickness
		The stated values refer to the above-mentioned processing conditions. The level of dryness is determined pursuant to DIN 53150.
		IR- drying possible, Observe equipment description
End flash-off time		End flash time: 5 - 10 min

Continue

Insulate with 1K / 2K filler before topcoating with other materials.



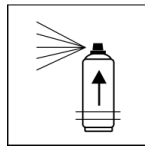
Initial sanding: Dry with P 120 - P 180

Final sanding before applying the filler:

Dry with P 240 - P 280

Only dry sand polyester materials due to sensitivity to water.

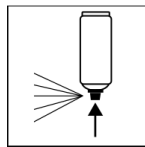
Pot life



Approx. 2 h at 68°F (20 °C) room temperature and a relative humidity of approx. 40 - 50 %.

The processing time depends on the ambient temperature. Higher temperatures reduce the pot life, lower temperatures will prolong it.

Finish



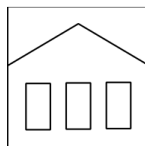
After painting, turn the can upside down and spray the valve until empty.

Additional Information

Important Information

Do not use on old thermoplastic coats, 1K primers or acidic primers. Aluminium and galvanised surfaces must be primed first with a suitable EP primer (SprayMax 3680 033 or insulated).

Shelf Life



24 months (pre-gassed can that has not yet been filled with paint). The usage period refers to an unused can that is stored correctly at a temperature of 60° F - 77°F / 15 – 25 °C and a relative humidity below 60%. The can must be stored and transported in an upright position in a dry place where it is protected against chemical and mechanical influences. The safety information on the can and all statutory provisions applicable for the storage site must be observed.

Disposal



The completely emptied spray cans must be disposed of in the recycling system. Cans with hardened material must be disposed of as special waste.

Note

For professional use only.

Identification, see safety data sheet.

The contents in this technical data sheet were created with great care and reflect our current state of knowledge. They provide the user with application-specific information and do not promise certain properties. The information is non-binding and we accept no liability for its integrity, accuracy and completeness. They do not relieve the user of their duty to check the suitability of our product for the intended purpose. The warnings printed on our labels must be respected. Our brands and patents are protected by copyright. All rights reserved. We reserve the right to update, amend or supplement the content of the information without prior notice.